




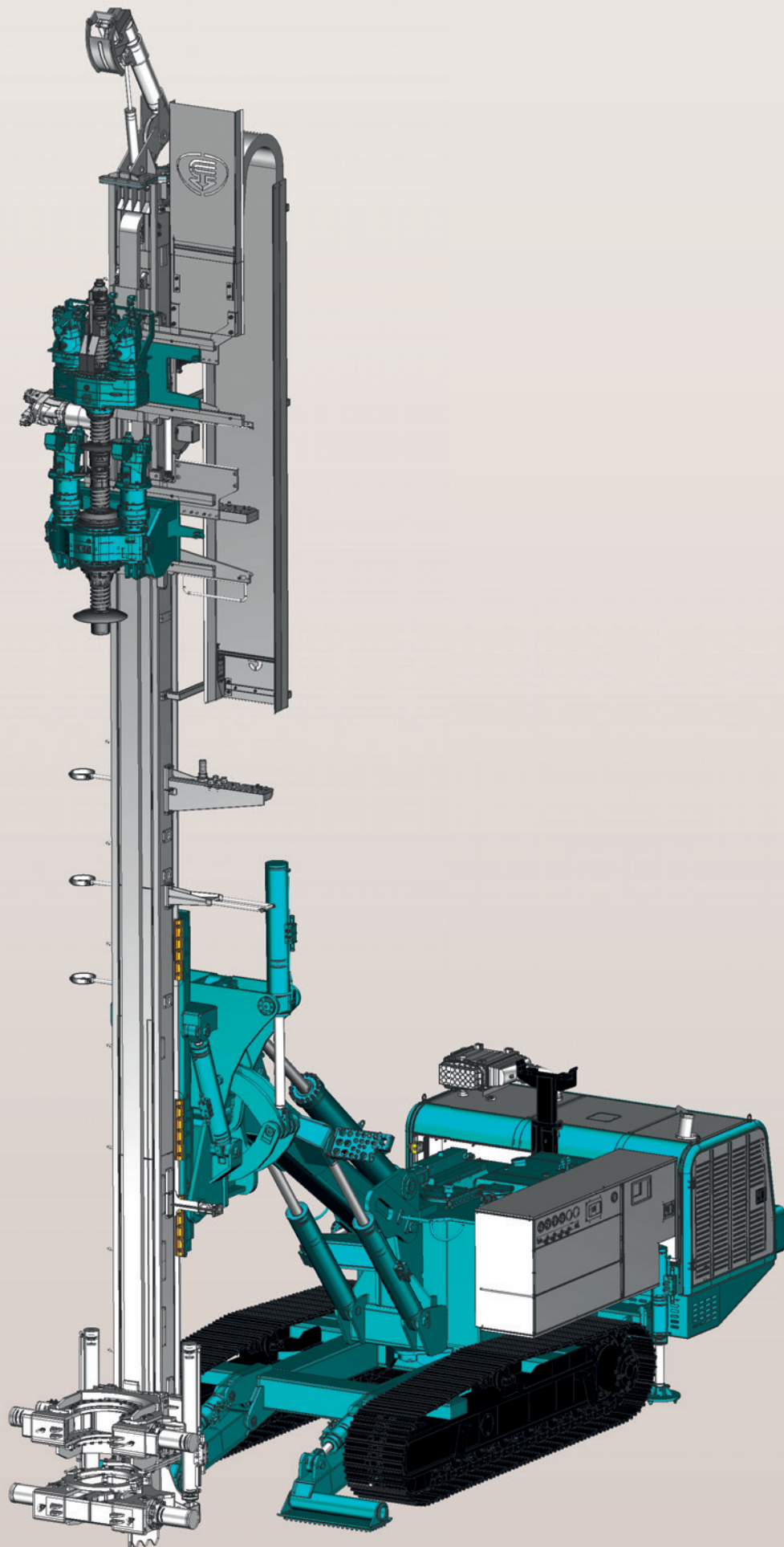
**casagrande**



**C9** **XP**

**HYDRAULIC CRAWLER DRILL**

**PERFORATRICE IDRAULICA**



# TECHNICAL SPECIFICATIONS

DATI TECNICI



UNDERCARRIAGE		CARATTERISTICHE CARRO							
Overall width of undercarriage	Larghezza sottocarro	2500 mm							
Track shoes width	Larghezza pattini	500 mm							
Overall track length	Lunghezza cingoli	3628 mm							
Travel speed	Velocità di traslazione	1,8 km/h							
Max. gradeability	Pendenza max. superabile	20° / 37%							
Ground pressure	Pressione specifica al suolo	83 kPa							
ENGINE		MOTORE		CUMMINS QSB 6.7					
Power at 2200 rpm	Potenza a 2200 giri	EU Stage IV - US EPA TIER IV - 194 kW							
ENGINE		MOTORE		CUMMINS QSB 6.7					
Power at 2200 rpm	Potenza a 2200 giri	EU Stage IIIA - US EPA TIER III - 194 kW							
Fuel tank capacity	Capacità serbatoio gasolio	400 l							
Hydraulic oil tank capacity	Capacità serbatoio olio idraulico	630 l							
MAST		MAST		12000 MR	10000 MR				
Mast length	Lunghezza mast	12060 mm		9725 mm					
Stroke of rotary head	Corsa testa di rotazione	10060 mm		7760 mm					
Extraction / Crowd force	Forza di Estrazione / Spinta	150 kN		150 kN					
Extraction / Crowd speed	Velocità di Estrazione / Spinta	94 m/min		94 m/min					
CLAMPS		MORSE		M2Z   M2SZ	M4   M4S	M5   M5S	M6   M6S		
Diameter	Diametro	40 ÷ 254 mm		60 ÷ 305 mm		89 ÷ 406 mm		152 ÷ 508 mm	
Clamping force	Forza di chiusura	159 kN		283 kN		283 kN		283 kN	
ROTARY HEAD		TESTA DI ROTAZIONE		T20 EP	T2500 EP	T3000 EP	T5000 EP		
Max. torque	Coppia max.	15210 Nm		20000 Nm		30000 Nm		55000 Nm	
Max. speed	Giri max.	400 rpm		226 rpm		160 rpm		50 rpm	
DIMENSIONS AND WEIGHT		INGOMBRI E PESO							
Length	Lunghezza	13150 mm / 11150 mm							
Width	Larghezza	2500 mm							
Height	Altezza	3150 mm							
Weight of rig*	Peso attrezzatura*	~ 24 - 28 t							

\* Depending on mounted equipment

\* Dipende dall'allestimento montato

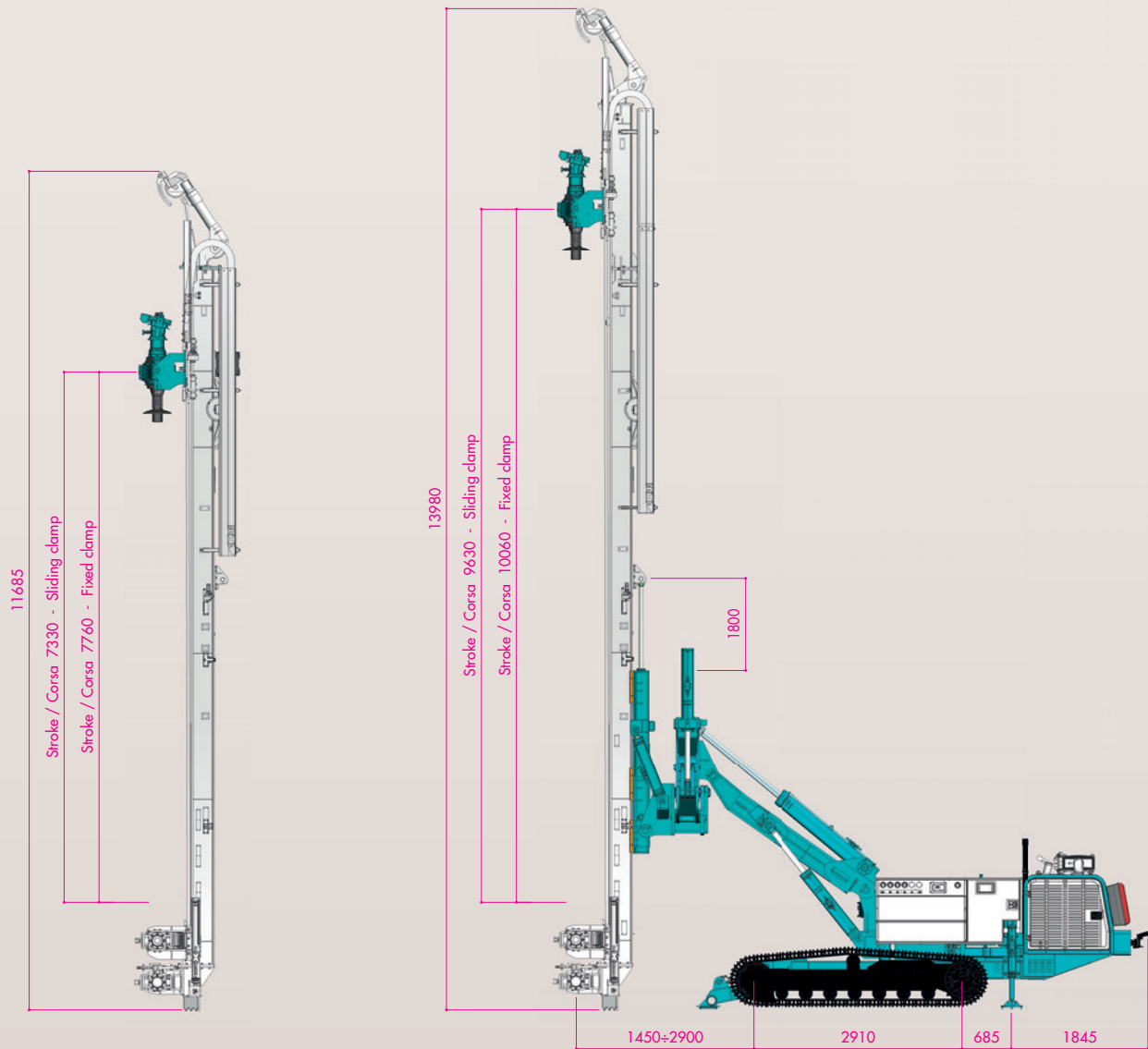
## OPTIONALS

OPZIONI

Hydraulic hammer D21 - HB50A - HB60A	Martello idraulico D21 - HB50A - HB60A
Other rotary heads and hammers on request	Altre teste e martelli su richiesta
Hydraulic chuck P114 - P200	Mandrino P114 - P200
Sliding breaking unit clamp M5/M5S-C, Ø 89 ÷ 406 mm, stroke 1000 mm, extraction force 200 kN	Morsa scorrevole M5/M5S-C, Ø 89 ÷ 406 mm, corsa 1000 mm, forza estrazione 200 kN
V3 rods carousel, n° 6 rods, Ø 76÷140 mm, length 8000 mm	V3 caricatore carosello, 6 aste, Ø 76÷140 mm, lunghezza 8000 mm
V3 rods carousel, n° 10 rods, Ø 76÷114 mm, length 6000 mm	V3 caricatore carosello, 10 aste, Ø 76÷114 mm, lunghezza 6000 mm
2-rods loader, max. Ø 76÷168 mm, length 6500/8500 mm	Caricatore 2 aste - max. Ø 76÷168 mm, lunghezza 6500/8500 mm
A2 type hydraulic service winch, line pull 20 kN	Argano di servizio A2, tiro 20 kN
Self-pivot pulley Cathead with self-pivoting pulley	Falchetto con carrucola orientabile
Jet grouting system	Impianto per jet grouting
Service crane	Gru di servizio
High pressure pump	Idropulitrice
Mud pump type NG530L/NG600	Pompa a vite per fango tipo NG530L/NG600
Foam pump: G40 30 l/min - 50 bar	Pompa schiumogeni: G40 30 l/min - 50 bar
Flushing pump - Water pump: 200 l/min - 60 bar	Pompa acqua tipo: 200 l/min - 60 bar

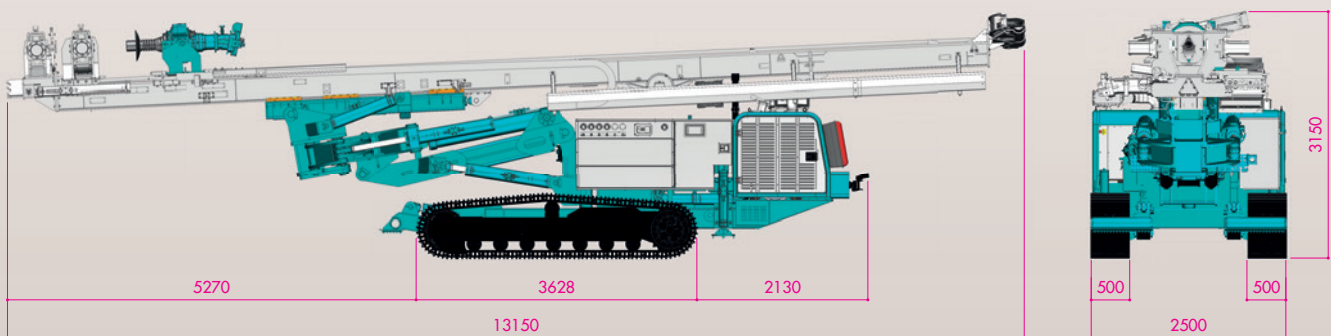
# DIMENSIONS

## DIMENSIONI



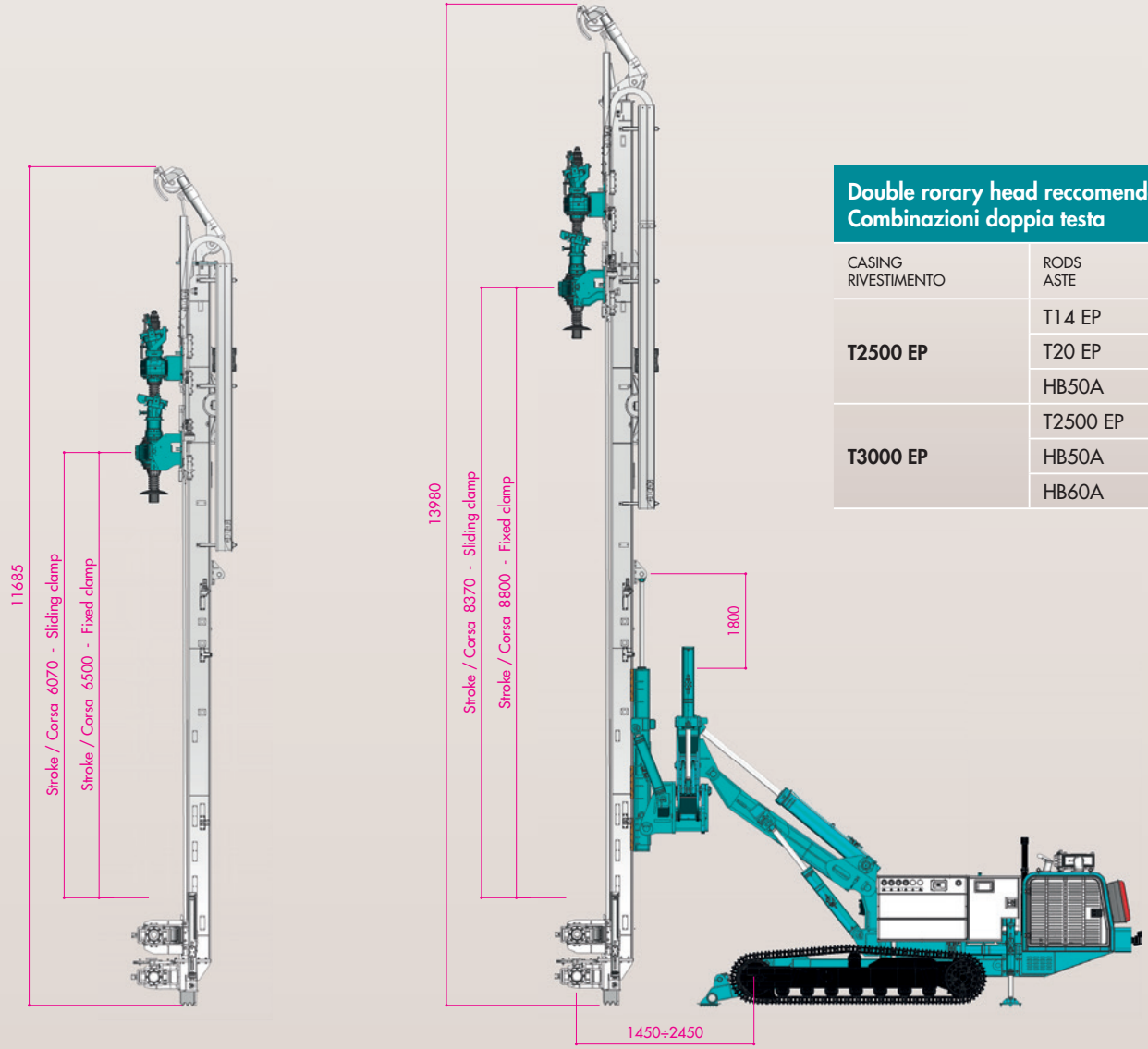
# TRANSPORT DIMENSIONS

## DIMENSIONI DI TRASPORTO




# DOUBLE ROTARY HEAD ARRANGEMENT

ALLESTIMENTO CON DOPPIA TESTA



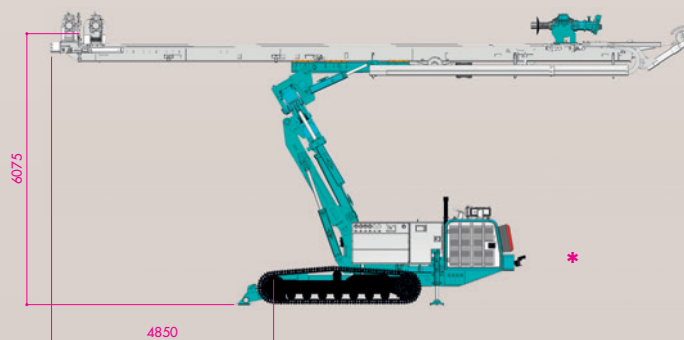
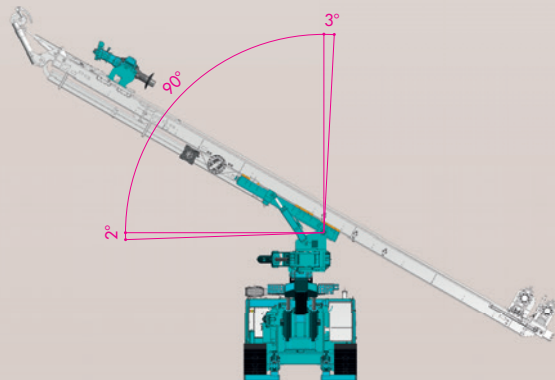
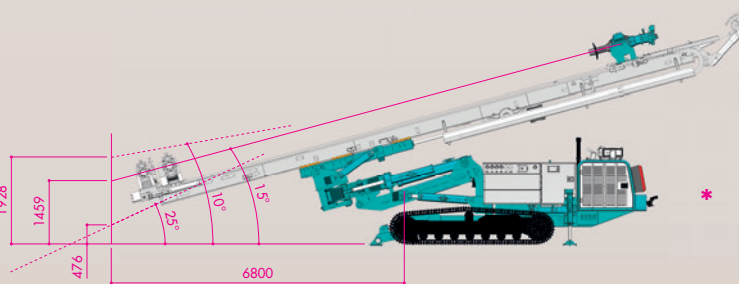
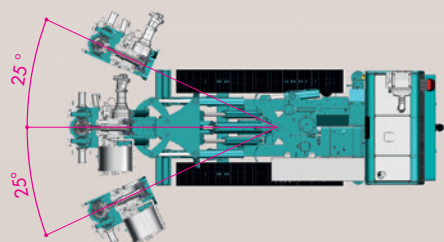
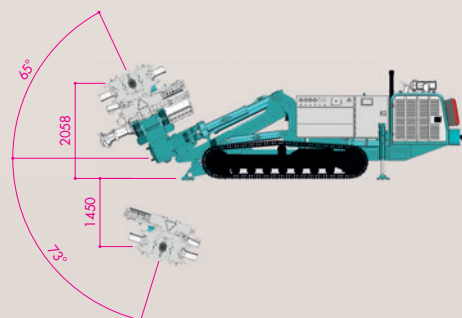
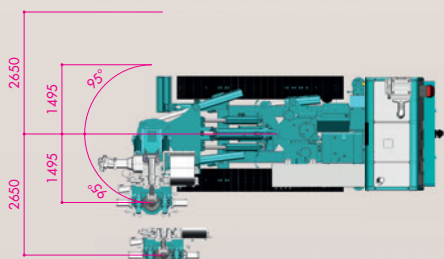
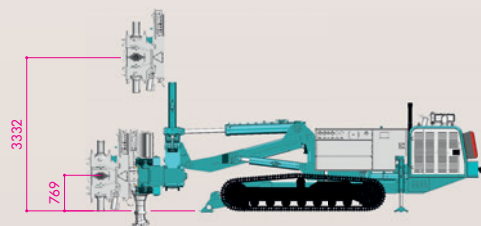
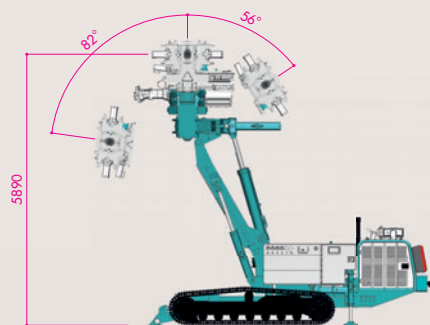
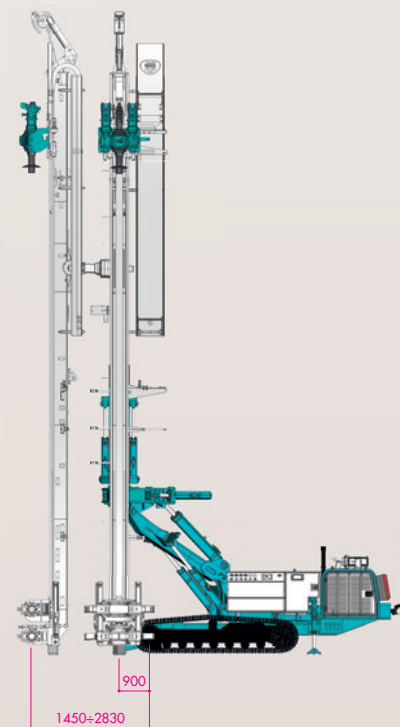
## Double rotary head recommended Combinazioni doppia testa

CASING RIVESTIMENTO	RODS ASTE
<b>T2500 EP</b>	T14 EP
	T20 EP
	HB50A
<b>T3000 EP</b>	T2500 EP
	HB50A
	HB60A



# MAST MOVEMENTS

## MOVIMENTAZIONI MAST



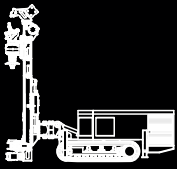
\* Rig movements are the maximum allowable.  
Any additional equipment on the rig may limit these movements.  
Movimentazioni massime consentite.  
Differenti allestimenti della perforatrice possono limitare queste movimentazioni.

# JET GROUTING ARRANGEMENT

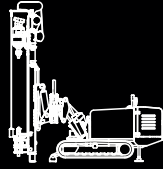
ALLESTIMENTO JET GROUTING



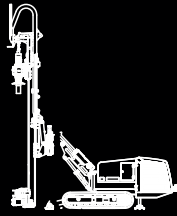
# CASAGRANDE CRAWLER DRILLS RANGE



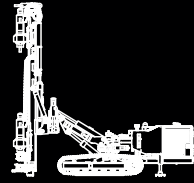
C2E



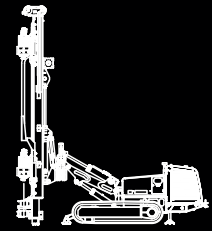
C3XP



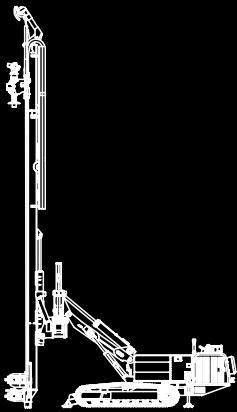
C5XP



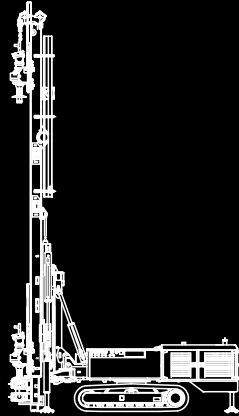
C5SXP



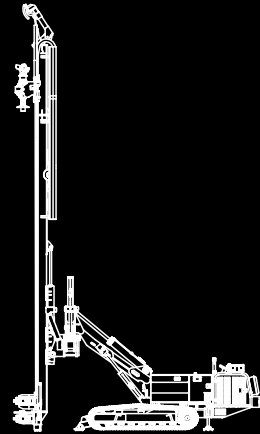
C6XP



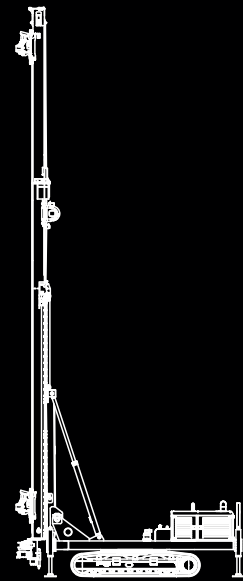
C7XP



C8XP



C9XP



C16XP

All data contained in this brochure are indicative and does not take power losses into account. All data can be changed without notice.  
Tutti i dati riportati su questo catalogo sono indicativi e non considerano perdite di carico. Tali dati possono variare senza preavviso.



**casagrande**

**CASAGRANDE S.P.A.**

Via A. Malignani, 1 • IT 33074 Fontanafredda • Pordenone • Italy  
Tel. (+39) 0434 9941 • Fax (+39) 0434 997009  
www.casagrandegroup.com • info@casagrandegroup.com

